








DOWNTOWN ON-STREET DINING

NOTES:

- 18' PEDESTRIAN/EMERGENCY ACCESS IN CENTER OF STREET
- BARRIERS AT THE ENDS OF THE CLOSED DINING AREA WITH GATEWAY FEATURE
- REMOTE CURBSIDE PICKUP AREAS FOR RESTAURANTS ABUTTING CLOSED STREETS

LEGEND

-  DINING AREA
-  ADA ACCESS RAMP (LOCATION TBD)
-  18' PEDESTRIAN/EMERGENCY ACCESS
-  CURBSIDE PICK-UP AREA
-  AREA CLOSED TO VEHICULAR TRAFFIC
-  BARRIER/ENTRYWAY
-  SHARED DINING AREA (PRIVATE)

